

# Physical Aspects of Negative Oxide Charge in p-MOS Capacitors with Annealed ITO Gates

Oleksandr Malik, F. Javier De la Hidalga-Wade

**Abstract**— Properties of p-MOS capacitors with tin-doped indium oxide (ITO) gates have been investigated. The use of a transparent conducting gate is important for applications of p-MOS capacitors as optical sensors. A significant shift of the capacitance-voltage characteristics was observed, and this is explained as due to the presence of a negative oxide charge at the ITO-silicon dioxide interface. This negative charge comes from the presence of indium atoms that have diffused into the silicon dioxide

**Index Terms**—p-MOS capacitor, silicon, tin-doped indium oxide, oxide charge.

## I. INTRODUCTION

Metal-oxide-semiconductor (MOS) capacitors with a semi-transparent poly-silicon gate are widely used as optical sensing elements in charge coupled silicon devices (CCDs). An inherent advantage of MOS sensors in comparison with diodes can be achieved when the gate is fully transparent. Tin-doped indium oxide thin films usually are used as transparent conducting gate in high sensitive CCDs. The main feature of this material is the perfect combination of electrical conductivity and optical transparency. We reported other applications of MOS capacitors as optical sensors with a direct pulse-width modulated (PWM) electrical output [1,2]. These devices are based on p-MOS capacitors fabricated on n-type silicon substrates. The duty of the PWM output depends on the light intensity. These capacitors operate in non-equilibrium depletion mode biased with a saw tooth-like applied voltage. For their successful operation, and taking into account a positive fixed charge at the silicon dioxide-silicon interface, which leads to a high negative value of the threshold voltage, the capacitors need to be biased in inversion by applying a constant negative voltage. The need of two voltage sources is a drawback of these devices. Moreover, the reported devices were fabricated with non-transparent aluminium gates, thus only the perimeter edge and a small area within a diffusion length of minority carriers can be illuminated by photons. The use of a transparent conducting ITO gate allows for a homogeneous illumination on the whole area of the MOS capacitor.

It has been observed [3] that the annealing of ITO-SiO<sub>2</sub>-Si capacitors, in oxygen atmosphere at temperatures above 400°C leads to a considerable shift of the capacitor-voltage (C-V) characteristics. This has been explained as a possible

**Oleksandr Malik**, Instituto Nacional de Astrofísica, Óptica y Electrónica (INAOE), Electronics Department, PO Box 51 and 216, Puebla, Mexico, +522222470517

**F. Javier De la Hidalga-Wade**, Instituto Nacional de Astrofísica, Óptica y Electrónica (INAOE), Electronics Department, PO Box 51 and 216, Puebla, Mexico, +522222470517

change of the work function of the ITO films due to the chemical absorption of oxygen atoms on the surface of the ITO grains.

In this work we discuss a different and more accurate physical aspects to explain this significant shift on the C-V characteristics.

## II. FABRICATION

MOS capacitors were fabricated on n-type 3-5 Ω-cm silicon wafer. The SiO<sub>2</sub> layer, with a thickness around 70 nm, was grown at 1000°C. Then, the wafer was cut in two parts for the fabrication of capacitors with Al and ITO gates. An aluminum layer was deposited at the back of both SiO<sub>2</sub>-Si structures and on the SiO<sub>2</sub> film of the wafer part for Al gate, followed by a post-annealing in forming gas for electrical contact. On the other part of the wafer, the ITO layer was deposited over the SiO<sub>2</sub> film by DC magnetron sputtering in pure argon atmosphere at 100 W of power under a 3 mTorr working pressure.

A photolithography process was applied for etching the Al and ITO layers to obtain the MOS capacitors with a gate area of 2x3 mm<sup>2</sup>. The capacitors with ITO gates were divided in several parts for annealing in the oxygen atmosphere at different temperatures for 1 hour.

## III. RESULTS

As-deposited, the ITO films presented a low conductivity and transparency. Considerable improvement of the film properties was observed after annealing in the oxygen atmosphere. The obtaining of poor properties of as-deposited ITO films is connected with the composition of the sputtered target, the black colour of which testifies the presence of foreign phases as metallic tin, indium and/or blue/black sub-oxides of tin and indium connected with the reducing atmosphere used in the fabrication method [3]. Annealing in an oxygen atmosphere allows for obtaining transparent stoichiometric ITO films, whose conductivity is determined by the tin atoms as well as by the presence of oxygen vacancies. The sheet resistance of the annealed ITO films is shown in Fig. 1.

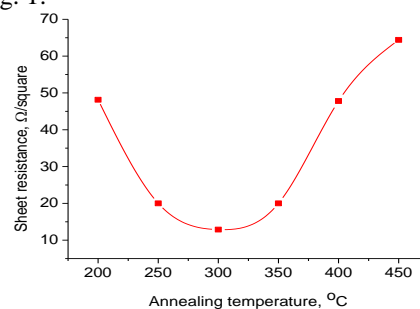


Fig. 1 Sheet resistance of the 200 nm thick ITO film deposited on the SiO<sub>2</sub> layer after annealing in the oxygen atmosphere at different temperatures.

The minimum of the sheet resistance is due to a high concentration of electrons coming from the joint action of the activated tin ions and the oxygen vacancies which are donors in  $\text{In}_2\text{O}_3$ . The increase of the sheet resistance at annealing temperatures above  $300^\circ\text{C}$  is due to the reduction of the oxygen vacancies. The transmittance of the ITO films deposited on a glass substrate and annealed at different temperatures is shown in Figure 2.

The carrier concentration, determined by Hall measurements for the ITO films annealed at  $300^\circ\text{C}$  is  $10^{21} \text{ cm}^{-3}$ . The films annealed at the temperature range of  $400\text{--}500^\circ\text{C}$  presented a lower carrier concentration ( $1.5 \times 10^{20} \text{ cm}^{-3}$ ) due to the decrease of oxygen vacancies.

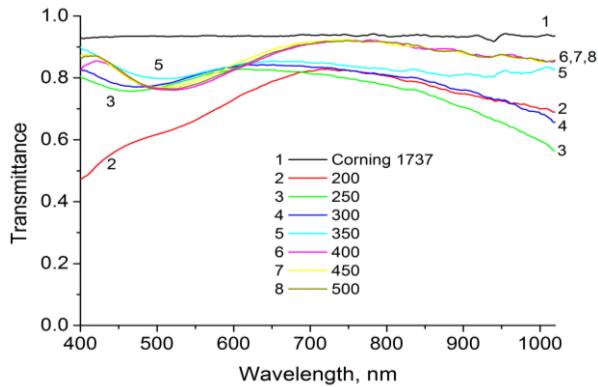


Fig. 2 Transmittance of the ITO films deposited on Corning 1737 glass substrate and annealed at different temperatures.

Low frequency C-V characteristics of the ITO- $\text{SiO}_2$ -Si capacitors with the ITO film annealed in the oxygen atmosphere at different temperatures are compared to the characteristic of the Al- $\text{SiO}_2$ -Si capacitor in Fig. 3. Capacitors with Al gate, as well as with ITO gate annealed at  $300^\circ\text{C}$  and  $350^\circ\text{C}$ , present nearly the same C-V characteristics with a threshold voltage around  $-1\text{V}$ . The threshold voltage of the capacitors with the ITO gate annealed at  $400^\circ\text{C}$  and  $450^\circ\text{C}$  is significantly different,  $-0.6\text{V}$  and  $0.25\text{V}$ , respectively. Initially, one can think that the significant shift of the C-V characteristics could be explained by a significant difference of the work functions of the ITO films annealed at  $400^\circ\text{C}$  and  $450^\circ\text{C}$  in comparison with the films annealed at lower temperatures. Such hypothesis needs a more detailed discussion.

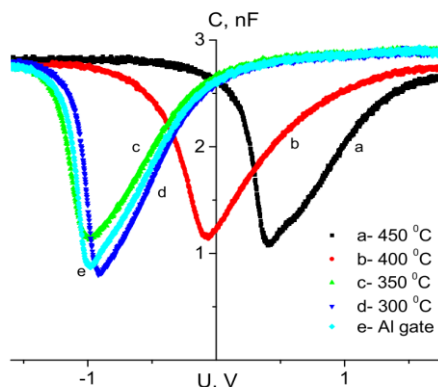


Fig. 3 C-V characteristics of the ITO- $\text{SiO}_2$ -Si capacitors with ITO films annealed in the oxygen atmosphere at different temperatures. The C-V characteristic of Al- $\text{SiO}_2$ -Si capacitor is also shown.

#### IV. DISCUSSION

The increase of the ITO work function at high annealing temperatures cannot be explained as due to the shift of the Fermi level in highly degenerated ITO films; this is because there is a small difference (less than one order of magnitude) in carrier concentrations between the films annealed at low and high temperatures. The calculated value of such shift is close to  $0.5\text{V}$ , if the reduced effective mass of electrons in the ITO films is supposed to be  $0.5 m_0$  [4]. On the other hand, the increase of the work function for the ITO films annealed at high temperature could be explained considering the oxygen atoms adsorbed on the grain boundary inside the ITO films. At low temperatures this adsorption is physical, whereas at high temperatures a chemical adsorption takes place [5]; namely, at temperatures above  $350^\circ\text{C}$ , the oxygen molecule adsorbed on the film grains dissociates into oxygen atoms, each one of them takes one conduction electron from the ITO to form oxygen ions, thus the oxygen is bound with the grains by electrons. The presence of negatively charged oxygen ions produces a band-bending at the grain's surface. In non-degenerated semiconductors with moderate carrier concentration such superficial band-bending can increase the work function. However, in the ITO films with carrier concentration around  $10^{20} \text{ cm}^{-3}$  the width of the potential barrier is nearly  $2\text{ nm}$ . The carriers can easily overcome this barrier by tunneling and the work function would not undergo considerable changes.

At this stage we would like to draw attention to a model of appearance of negative charge at the ITO/ $\text{SiO}_2$  interface. At temperatures above  $350^\circ\text{C}$  indium atoms can diffuse into the silicon oxide coming from a non-stoichiometric amorphous as-deposited ITO film during the annealing process. Thus, if trivalent indium atoms replace tetravalent silicon atoms in the elementary  $\text{Si}_4\text{O}_8$  tetrahedron, a negative charged  $(\text{InSi}_3\text{O}_8)^{-1}$  network can be formed. In the case that two indium atoms occupy the position of silicon atoms in the tetrahedron, a double charged negative  $(\text{In}_2\text{Si}_3\text{O}_8)^{-2}$  network may be formed. A fixed negative charge at the ITO/ $\text{SiO}_2$  interface can balance a positive charge at the  $\text{SiO}_2$ -Si interface; this can explain the considerable shift observed in the C-V characteristics in capacitors with ITO gates annealed at high temperatures. Since the indium diffusion coefficient increases with temperature, the shift of the C-V characteristic must be higher for capacitors with ITO gates annealed at  $450^\circ\text{C}$ .

It is worth mentioning that the diffusion of indium atoms from the ITO film through  $\text{SiO}_2$  has already been reported for organic light emitting diodes reported in [6,7].

Using well known equations for p-MOS capacitors [8], the negative charge necessary for obtaining a zero threshold voltage ( $V_T$ ) for capacitors fabricated on silicon substrates with different donor concentrations, was calculated assuming values of  $10^{10} \text{ cm}^{-2}$  and  $5 \times 10^{10} \text{ cm}^{-2}$  for the fixed positive charge presents at the  $\text{SiO}_2$ /Si interface. The work function of the ITO films was assumed as  $4.6\text{ eV}$ , and the results are shown in Fig- 4.

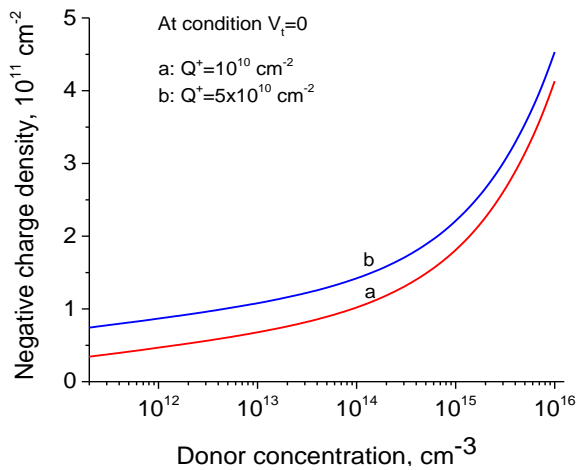


Fig. 4 Calculated value of the negative charge necessary to obtain a zero threshold voltage in p-MOS capacitors fabricated on silicon substrates with different donor concentration.

From Fig. 4 the value of the negative charge necessary to satisfy the condition  $V_i=0$  V for our used silicon substrates is in the  $(1-2) \times 10^{11} \text{ cm}^{-2}$  range. For capacitors with the ITO film annealed at  $450^\circ\text{C}$ , the threshold voltage is 0.25 V, which makes clear the higher value of negative charge necessary for overcompensation of the fixed positive charge at the  $\text{SiO}_2$ -Si interface.

Experimental evidence of metal-induced negative charge in silicon dioxide grown on n-type silicon wafers, which were previously rinsed with an RCA alkaline solution contaminated with trivalent aluminum or iron, were reported in [9-11]. The authors analyzed the frequency-dependent AC surface photovoltage, and showed that the negative charge density in naturally or thermally  $\text{SiO}_2$  films grown on contaminated silicon wafers can exceed the value of  $10^{11} \text{ cm}^{-2}$ . It was suggested that the negative induced charge is the result of the formation of  $(\text{AlSiO})^{-1}$  or  $(\text{FeSiO})^{-1}$  networks (note, that the reported chemical formulas do not correspond to the elements valences) occurring when Al or Fe atoms substitute silicon atoms in the  $\text{SiO}_2$  layer. Since indium is an element of the same column of the periodic table as Al, the formation of similar negative networks can take place.

## V. CONCLUSION

Based on our research, it is shown that p-MOS capacitors on n-type silicon substrates with ITO gates deposited by DC sputtering technique in pure argon atmosphere and annealed in oxygen at a temperature above  $400^\circ\text{C}$  present a zero or positive value of the threshold voltage. Such capacitors, working as novel optical sensors with direct PWM output signal, and operating without a constant voltage, were fabricated and their properties will be discussed in a future publication.

## REFERENCES

- [1] O. Malik, F. J. De la Hidalga-W, "Spray Deposited Thin Films of Tin-Doped Indium Oxide for Optoelectronic Applications", *Advanced Materials Research*, Vol. 677, pp.173-178, 2013.
- [2] O. Malik, F. J. De la Hidalga-W, "Semiconductor Light-Controlled Instrument Transducer with Direct PWM Output for Automatic Control Systems", *Journal of Applied Research and Technology*, vol.11, no.1, pp.18-25, 2013.
- [3] O. Malik, F. J. De la Hidalga-W, " Optoelectronics properties of tin-doped indium oxide films fabricated by DC magnetron sputtering

in pure argon with post-annealing in oxygen atmosphere", *J. Mater. Res.*, vol. 30, no.12, pp.1894-1901, 2015.

- [4] Y. Sato, R. Tokumaru, E. Nishimura, P. Song, and Y. Shigesato, "Structural, electrical, and optical properties conductive  $\text{In}_2\text{O}_3$ - $\text{SnO}_2$  films", *J. Vac. Sci. Technol.*, vol. 34, pp.1167- 2005.
- [5] W. Schmid, PhD Thesis (Eberhard-Karls-Universität, Baden-Württemberg, Germany, 2004), p.17.
- [6] N. LianBin, G. YunXia, "Solid state cathodoluminescence based on tris- (8-hydroxyquinoline) aluminum and its quenching mechanism", *Science China: Physics, Mechanics and Astronomy*, vol. 53, no. 5, pp.783-787, 2010.
- [7] D. E. Gallardo, C. Bertoni, S. Dunn, N. Gaponik, and A. Eychmüller, "Cathodic and anodic material diffusion in polymer/semiconductor-nanocrystal composite devices", *Advanced Materials*, vol. 19, pp. 3364-3367, 2007.
- [8] D. A. Neamen, *Semiconductor Physics and Devices*, New York: Mc-Graw Hill Corp.,1997, p.438.
- [9] C. Munakata, H. Shimizu, " Fixed oxide charge in n-type silicon wafers studied by ac surface photovoltage technique", *Semicond. Sci. Technol.*, vol. 15, 40-43, 2000.
- [10] H. Shimizu, R. Shin, and M. Ikeda, "Quantitative Estimation of the Metal-Induced Negative Oxide Charge Density in n-Type Silicon Wafers from Measurements of Frequency-Dependent AC Surface Photovoltage", *Jap. J. Appl. Phys.* vol. 45A, no. 3A, pp.1471-1476, 2006.
- [11] H. Shimizu, T. Otsuki, " Metal-induced negative oxide charge detected by an alternating current surface photovoltage in thermally oxidized Fe-contaminated n-type Si (001) wafers", *Thin Solid Films*, vol. 520, no.14, pp.4808-4811, 2012.



**Oleksandr Malik**, PhD, Titular Researcher, Electronics Department, Instituto Nacional de Astrofísica, Óptica y Electrónica (INAOE), Electronics Department, Puebla, Mexico.



**F. Javier De la Hidalga-Wade**, PhD, Titular Researcher, Electronics Department, Instituto Nacional de Astrofísica, Óptica y Electrónica (INAOE), Electronics Department, Puebla, Mexico.